



Synthesis of Stable Brush-Type Zirconia Based Chiral Stationary Phases for Enantiomer Separations

Eastern Analytical Symposium 2006

Clayton V. McNeff¹, Bingwen Yan¹

Yini Wang², Shengxiang Ji², Daniel Nowlan², Thomas R. Hoye²

¹ZirChrom Separations, Inc. 617 Pierce St., Anoka, MN 55303,

²University of Minnesota, 207 Pleasant Street SE, Minneapolis, MN 55455.

*Specialists in High Efficiency, **Ultra-Stable** Phases for HPLC*

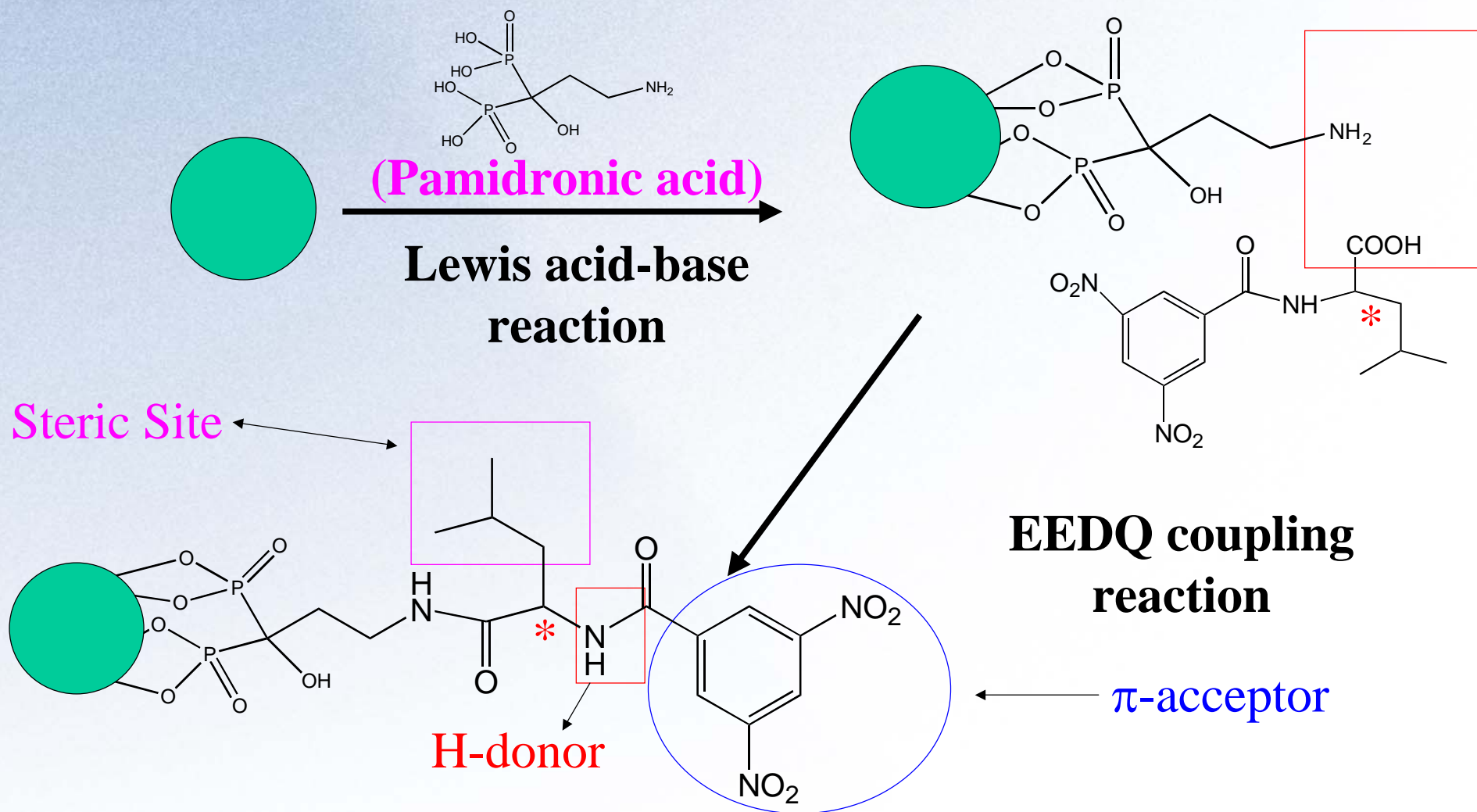


Goal-To Make Zirconia Based Chiral Stationary Phases for Fast Chiral Selector Screening

- Why Zirconia?
- Synthetic Approach
 - Building a zirconia-based CSP
 - Proof of concept
- Chiral Separations on Zirconia Based CSPs
- Stability Study
- Column Regeneration
- **Conclusion** – Careful selection of an anchor group results in a stable CSP that can be stripped off and reattached under high pH condition. This offers the possibility of regeneration or use for chiral selector screening.

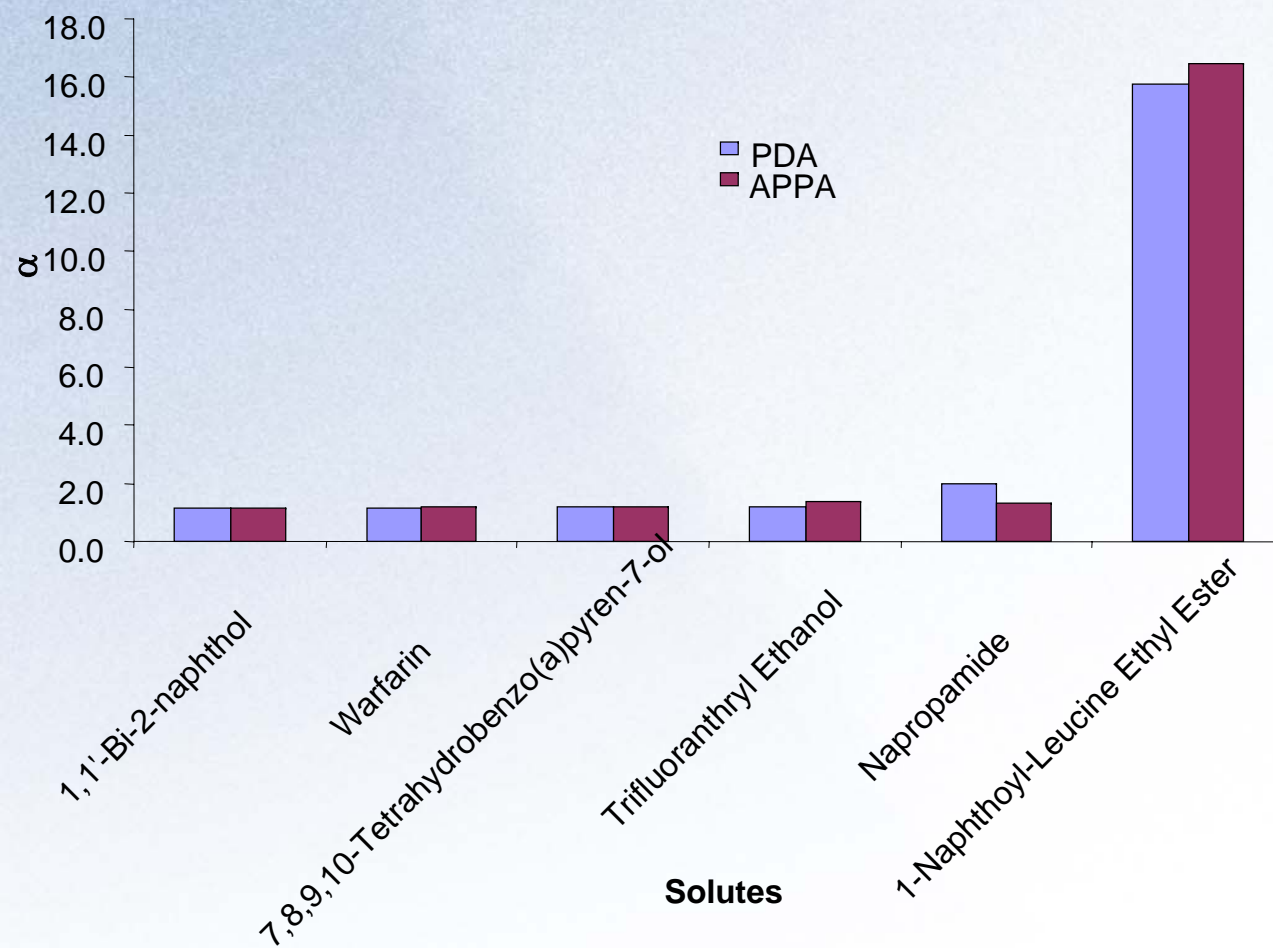


Example of Lewis Acid-Base Modified Zirconia CSPs





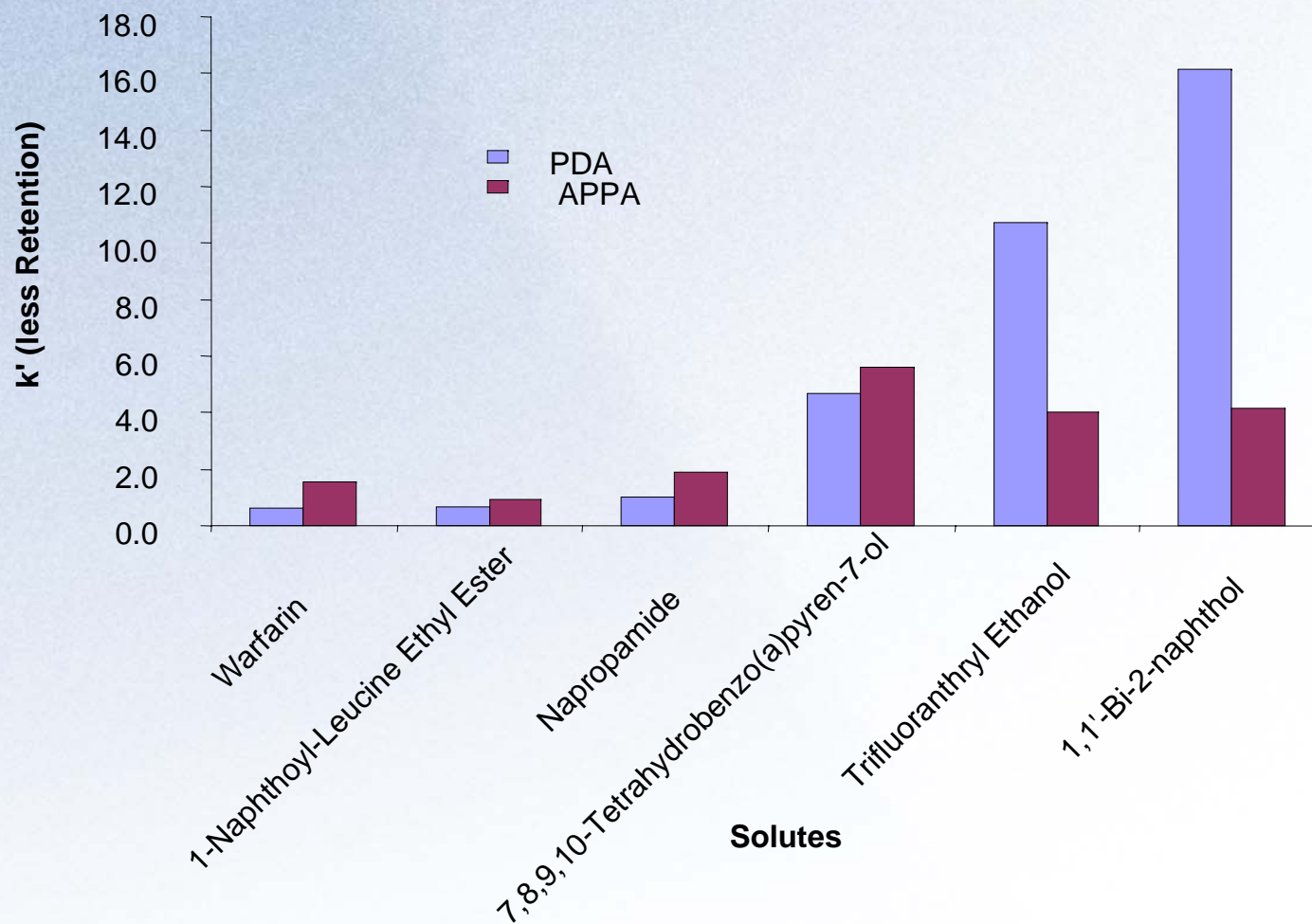
Selectivity Comparison Between PDA Anchored Zr (S)-Leu and APPA Anchored (S)-Leu



Selectivity for both anchors is very similar.




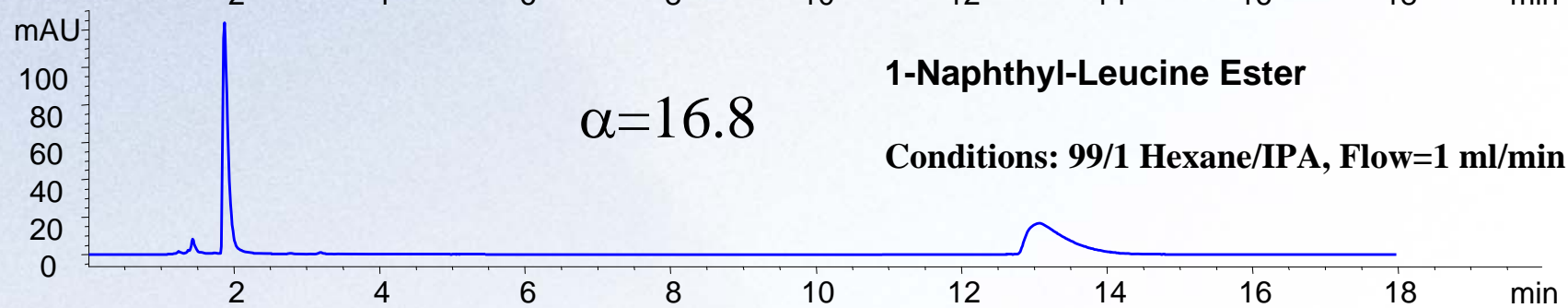
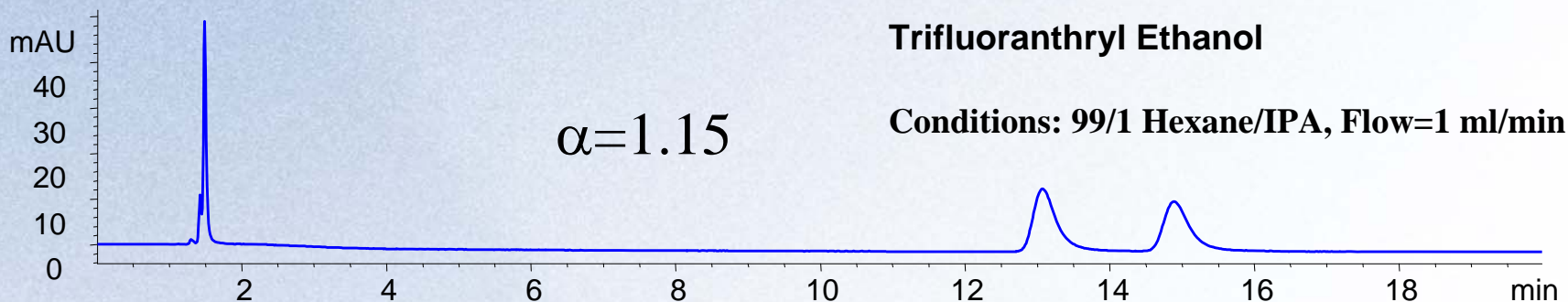
Retention Comparison Between PDA Anchored Zr (S)-Leu and APPA Anchored (S)-Leu




Retention for both anchors is different.



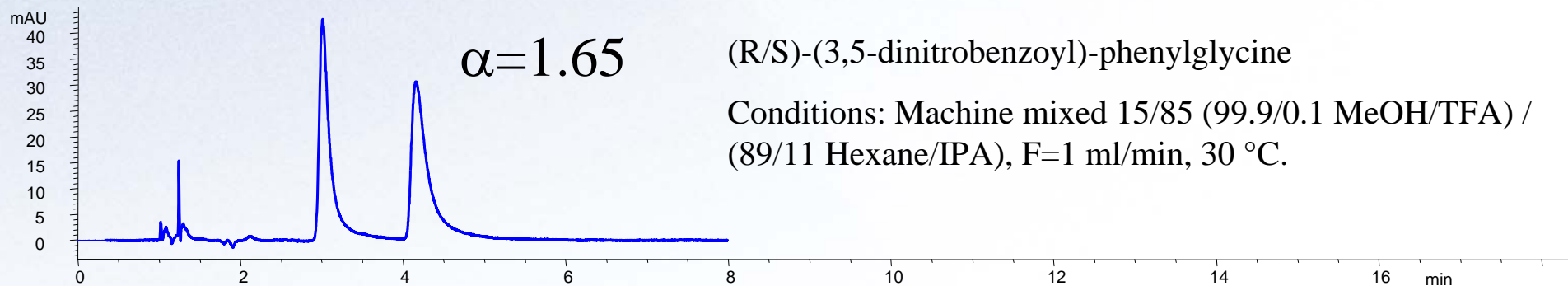
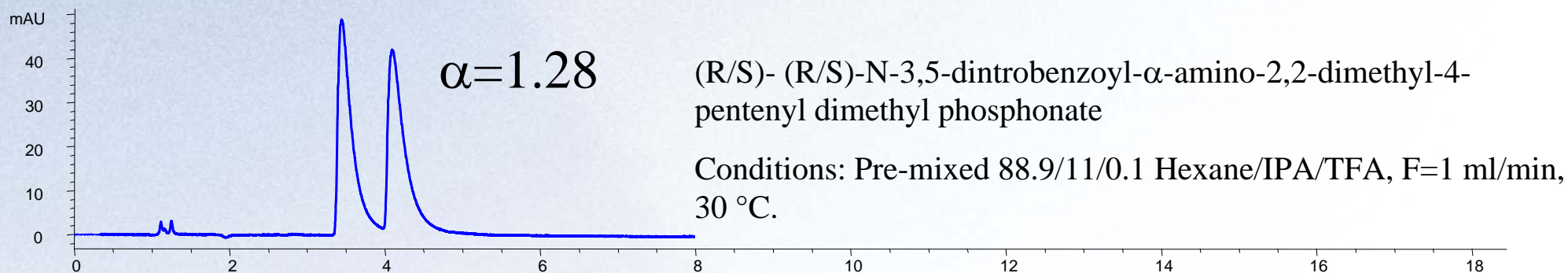
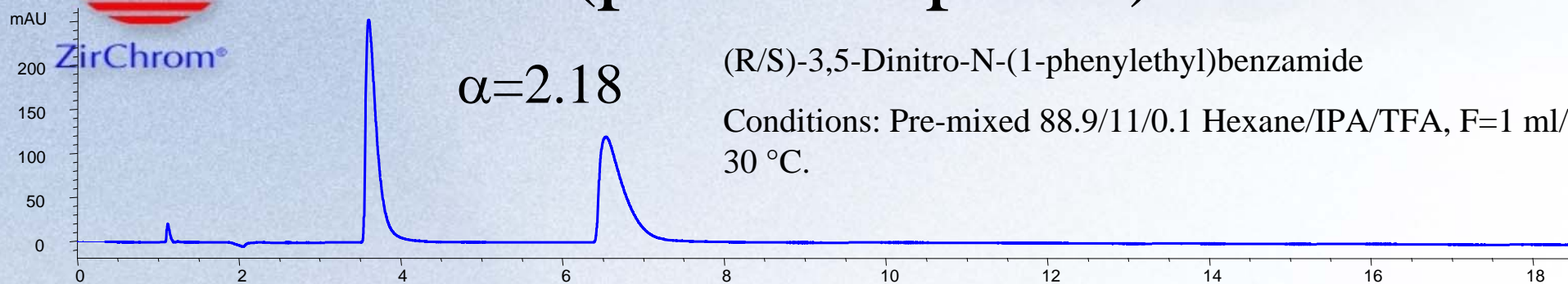
Chiral Separation on Zr (S)-Leu (pi-acceptor phase)





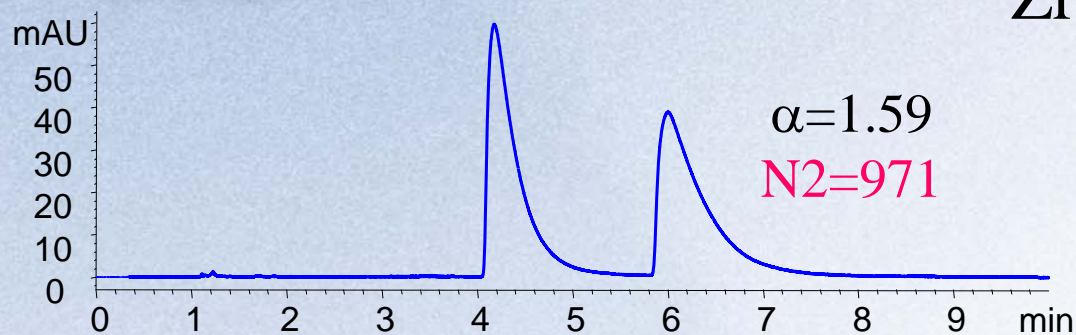
ZirChrom®

Chiral Separations on Zr (S)-NESA (pi-donor phase)

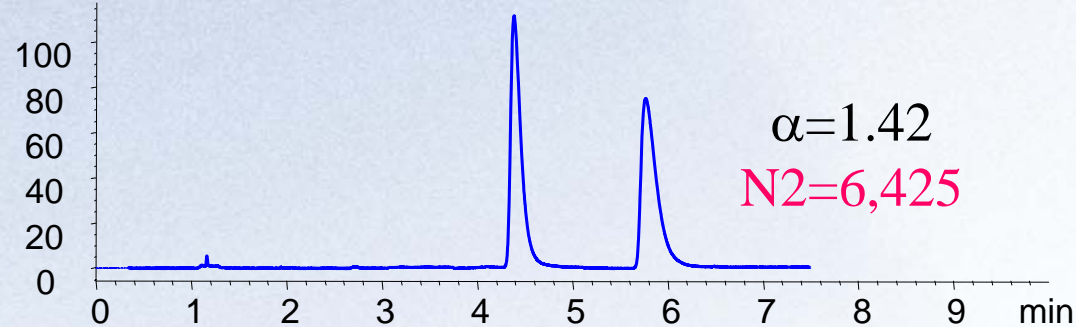




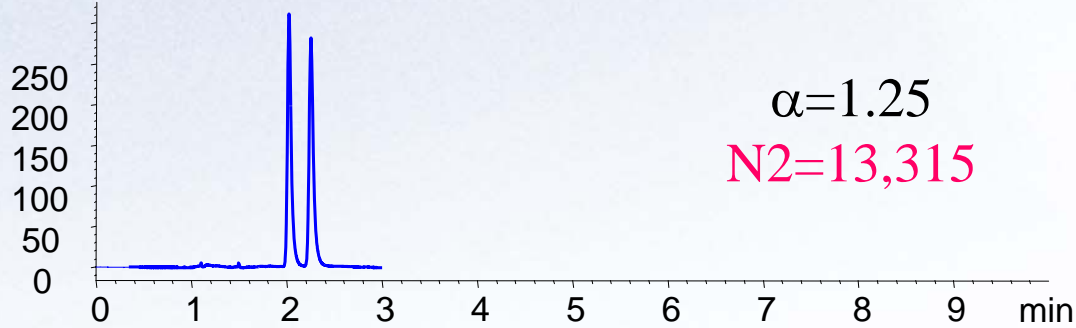
Mobile Phase Effect of adding MeOH on Separation of (R/S)-N-3,5-dinitrobenzoyl- α -amino-2,2-dimethyl-4-pentenyl dimethyl phosphonate on Zr (S)-NESA



Conditions: 89/11 Hexane/IPA, F=1 ml/min, 30 °C.



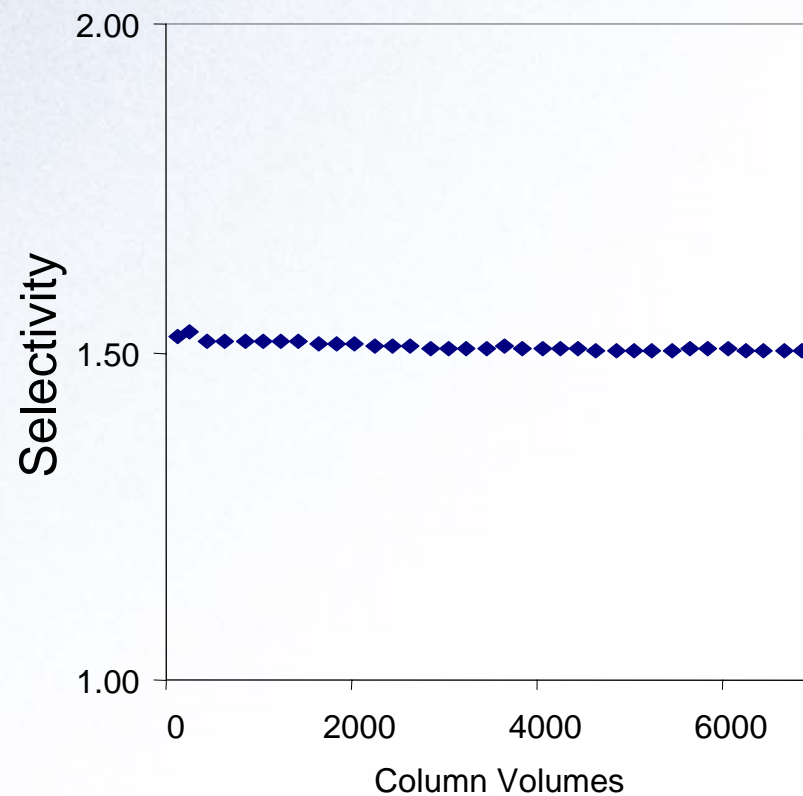
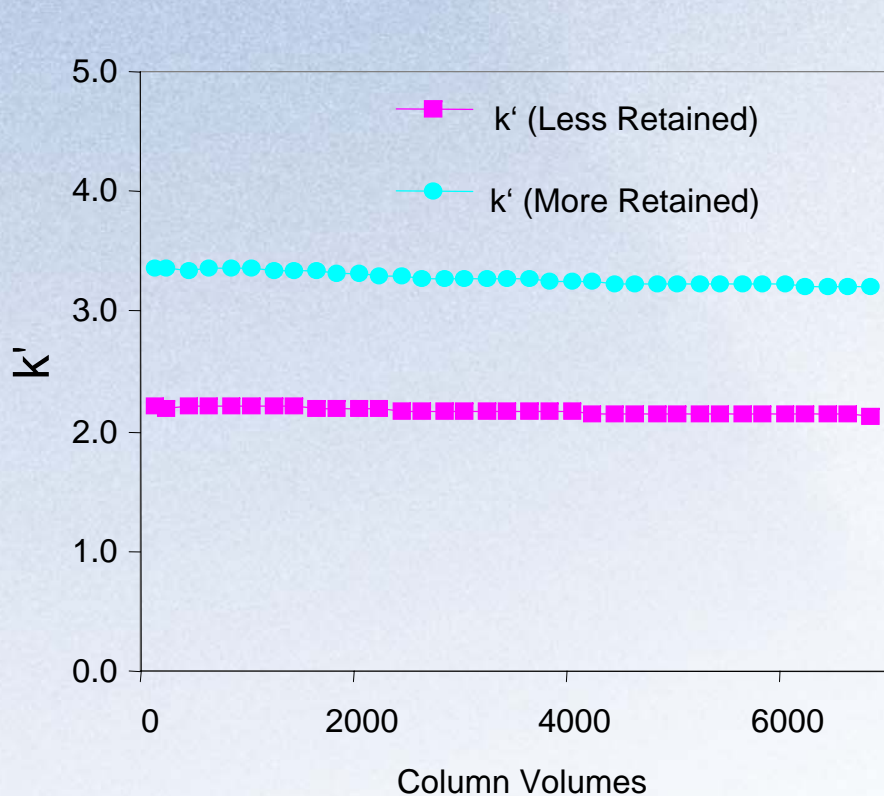
Conditions: 90 / 2 / 8 (99/1 Hexane/IPA) / **MeOH** / (70/30 Hexane/IPA), F=1 ml/min, 30 °C



Conditions: 80 / 10 / 10 (99/1 Hexane/IPA) / **MeOH** / (70/30 Hexane/IPA), F=1 ml/min, 30 °C



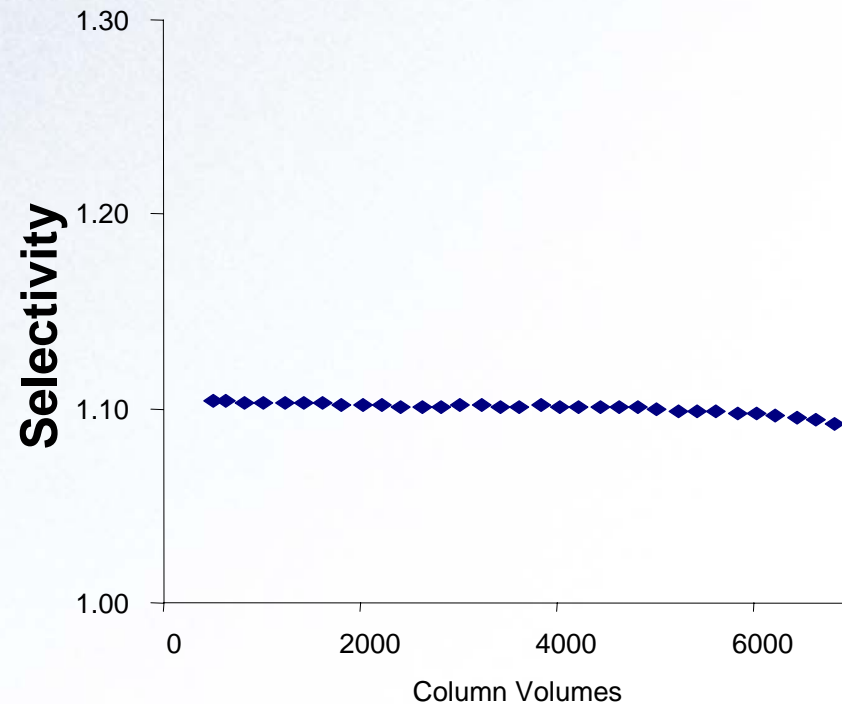
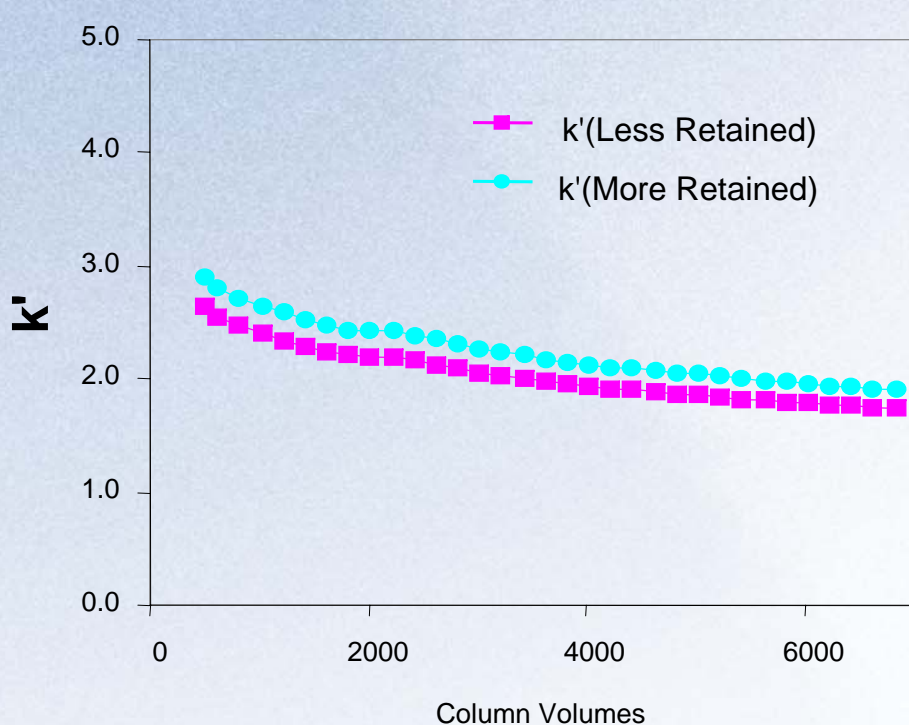
Stability of Zr-(S)-NESA at pH 2



Column ID: ZrCSP051605C, Mobile phase: 15/85 ACN/0.01 mM TFA pH 2,
Temperature: 30 °C, Injection volume: 5 ul, Wavelength: 254 nm.
Probe solutes:(R/S)-3,5-dinitro-N-(1-phenylethyl)benzamide



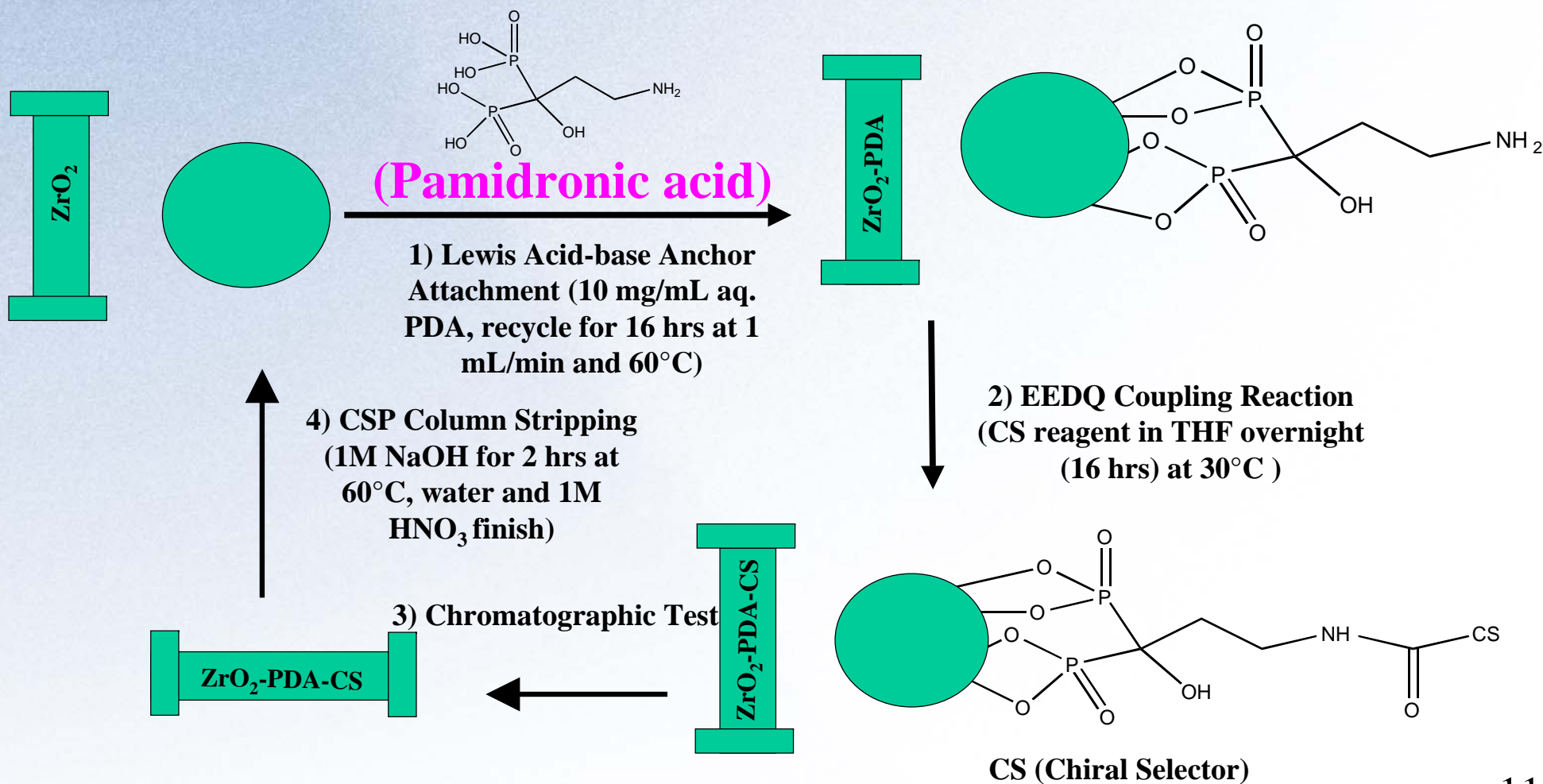
Stability of Zr-(S)-DNB-Leu at pH 8



Column ID: ZrCSP032805A, Mobile phase: 15/85 ACN/5 mM ammonium hydrogencarbonate pH 8.0, Temperature: 30 °C, Injection volume: 5 ul, Wavelength: 254 nm.
Probe solutes:(R/S)-2, 2, 2-trifluoro-1-(9-anthryl)ethanol

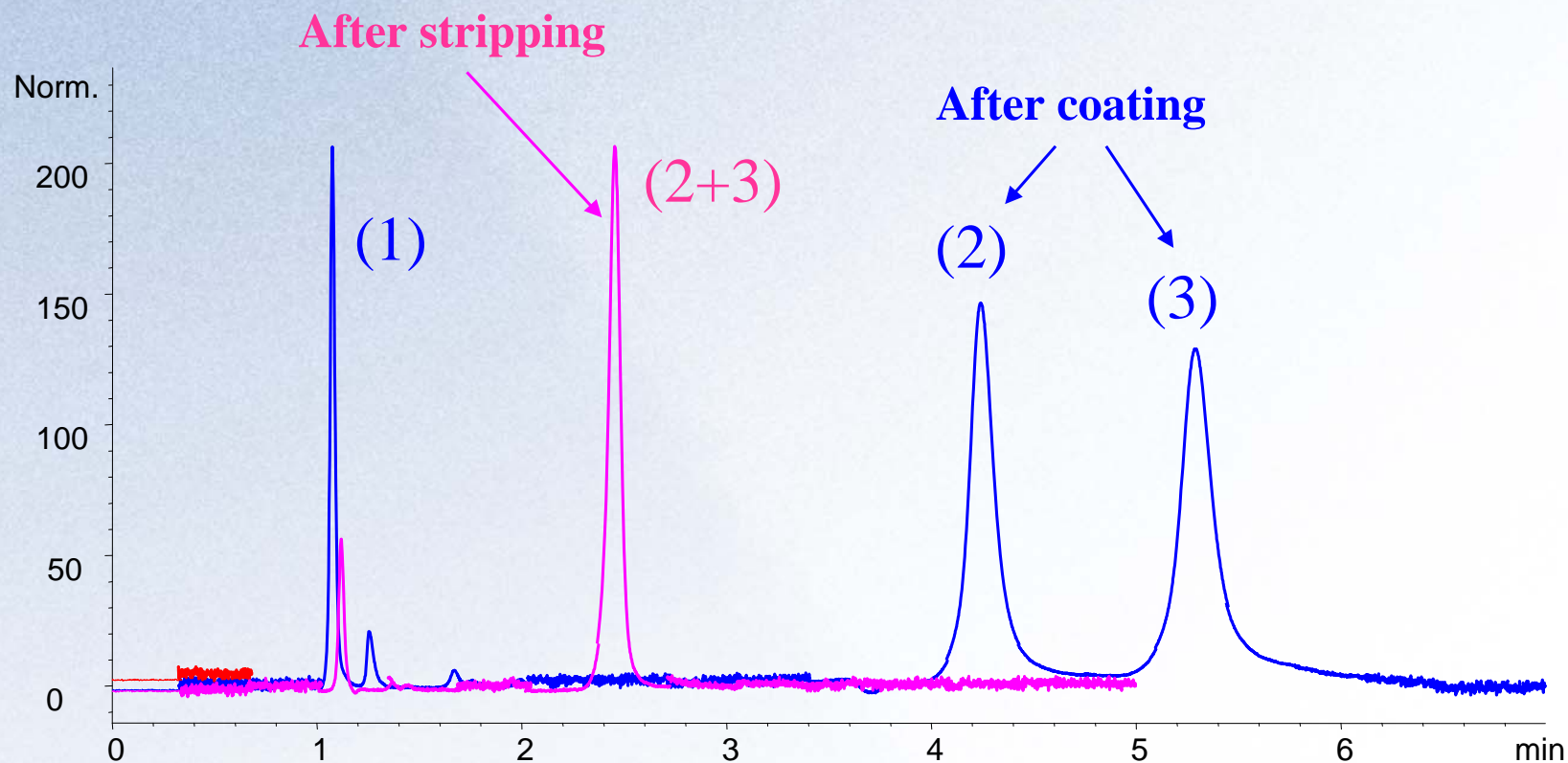


2-Step Online Zirconia CSP Synthesis for Chiral Screening





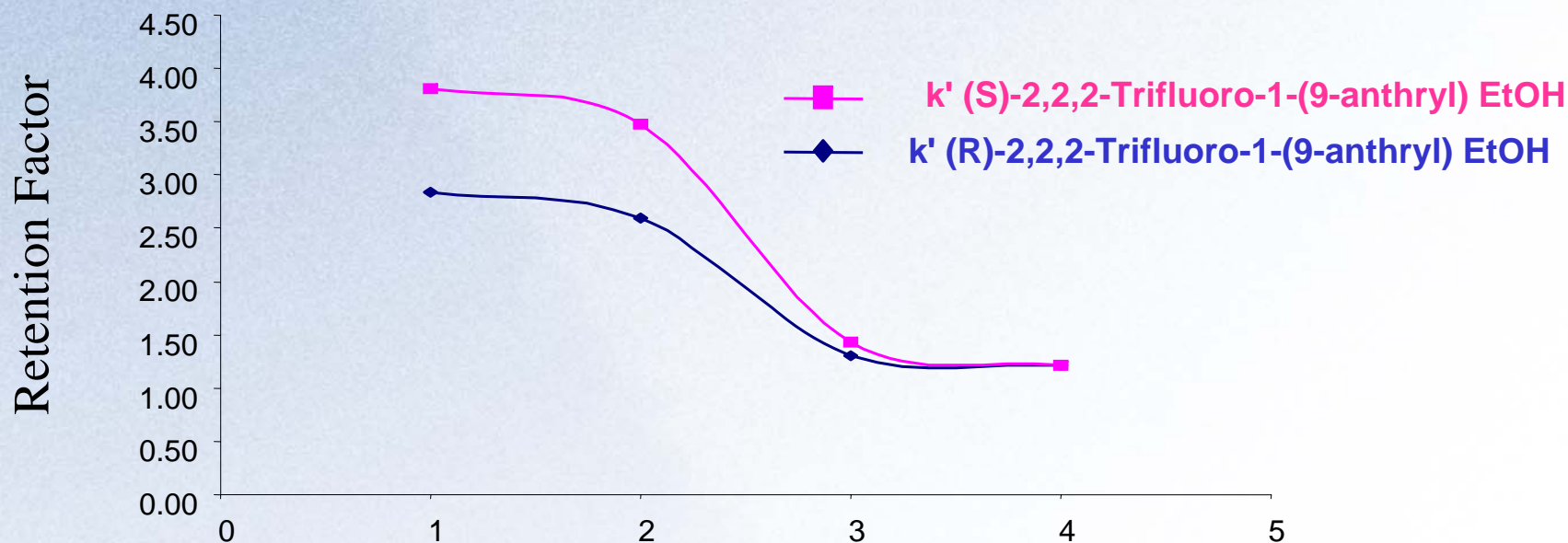
Stripping of (S)-PG CSP



Pre-mixed 98/0.5/1.5 Hexane/TFA/IPA, flow rate=1 ml/min, ambient temperature, 254 nm, Column: ZirChrom PDA-(S)-PG, S/N SPG122005D (100 × 4.6 mm, 3 μm, Running HPLC coated on PHASE110805A, batch#: 52-132). Solute: (1) 1,3,5-Tri-*t*-butylbenzene, (2) (S)-2,2,2-Trifluoro-1-(9-anthryl) ethanol, (3) (R)-2,2,2-Trifluoro-1-(9-anthryl) ethanol (5 μl injection)



Changes During (S)-PG Stripping



1- Original column

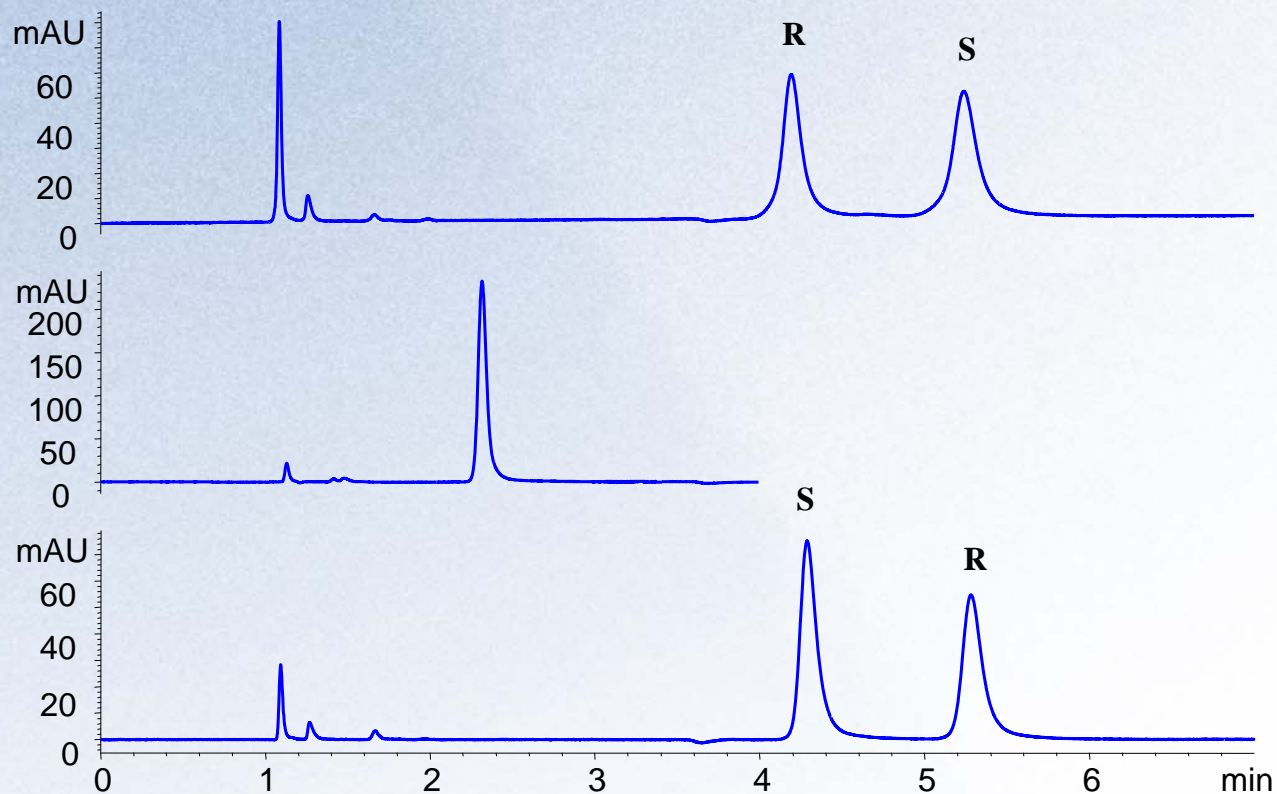
2- Column flushed with 15/85 ACN/pH 12 NH_4OH for 10 column volumes, then 10 column volumes of water, 10 column volumes of 1.0 M nitric acid, and 10 column volumes of water

3- Column then flushed with 50 column volumes of 20/80 ACN/ 1 M NaOH, then 10 column volumes of water, 10 column volumes of 1 M nitric acid and 10 column volumes of water

4- Column then flushed with 20/80 ACN/ 1 M NaOH for 50 column volumes at 60 °C, then flushed with 10 column volumes of water, 10 column volumes of 1 M nitric acid, and 10 column volumes of water



Changing (S) to (R)-Phenylglycine CSP on Same Zr Column



2-Step Load (S)-PG CS

$$k'(\text{less}) = 2.84$$

$$k'(\text{more}) = 3.81$$

$$\alpha = 1.34$$

Strip (S)-PG CS

No separation.

2-Step Load (R)-PG CS

$$k'(\text{less}) = 2.92$$

$$k'(\text{more}) = 3.83$$

$$\alpha = 1.34$$

Pre-mixed 98/0.5/1.5 Hexane/TFA/IPA, F=1 ml/min, 30 °C, 254 nm, Column: ZirChrom PDA-(S)-PG, S/N SPG122005D and ZirChrom PDA-(R)-PG, S/N RPG020806A (100 × 4.6 mm, 3 μm, Running HPLC coated on PHASE110805A, batch#: 52-132).
Solute: 1,3,5-Tri-*t*-butyl-benzene, (R or S)-2,2,2-Trifluoro-1-(9-anthryl) EtOH (5 μl injection)



Conclusions

- Five new CSPs were attached to zirconia using the PDA anchor, including:
 - π -acceptors*: Zr (S)-Leu, Zr (R)-PG, and Zr (S)-PG
 - π -donors*: Zr (R)-NESA, Zr (S)-NESA
- The new Zirconia-based CSPs were found to be *fairly stable* in reversed-phase mobile phase from pH 2 to pH 8.
- Zirconia based CSPs have the potential to regenerate the chiral stationary phase online.
- Acknowledgement: *National Institutes of Health Grant* (Phase II SBIR) 2R44HL070334-02A2.



Thanks *very much*
for listening!

Visit Us at Booth 220



For more information and web access to the free
Buffer Wizard: www.zirchrom.com